

# 2020 ADVENT CALENDAR



When you see this symbol it means you can find more information at [cor.org/Christmas](https://cor.org/Christmas)



When you see this symbol, take photos of your family doing the activity and post to Facebook and Instagram with the hashtag #kidscor.

**Sunday, November 29**  
Light the first purple candle on your Advent wreath. Follow the instructions in the HOPE section of the Advent wreath lighting guide.




**Monday, November 30**  
Read the Christmas story from Luke 2:1-20. Write the names or draw all the people involved in the first Christmas.





**Tuesday, December 1**  
Turn off all the lights and eat dinner by candlelight. Slow down and enjoy the atmosphere. Ask: Besides getting presents, what is the best way to celebrate Christmas?

**Wednesday, December 2**  
Watch a favorite Christmas show/movie. Everyone share what show is their favorite and why.



**Thursday, December 3**  
Find a simple way to bless someone today. Need ideas?

**Friday, December 4**  
Learn to say "Merry Christmas" in another language. Find countries on the map where that language is spoken. Talk about how Jesus was born for all of us, no matter where we live.

**Saturday, December 5**  
Have everyone stay in their jammies for an indoor breakfast picnic! Spread blankets on the floor and while you eat, watch a Christmas show or read a Christmas book before you start your day.





**Tuesday, December 8**  
Drive around town and look at all the Christmas lights. Be on the lookout for displays using stars. Do you see displays that make you think of Jesus?

**Wednesday, December 9**  
Make a favorite Christmas food. While eating together, share why it is a favorite and what foods have special meaning to your family.



**Friday, December 11**  
Sleep under the Christmas tree. Turn off all the lights except the ones on the tree. Share a favorite Christmas memory.





**Sunday, December 6**  
Light the HOPE candle and then light your second purple candle, the LOVE candle. Follow the instructions in the LOVE section of the Advent wreath lighting guide.




**Monday, December 7**  
Turn off the screens and have a family board game night. Make some hot chocolate to enjoy while you play!

**Tuesday, December 15**  
Go star gazing. Head outside and pretend you are like the wisemen following the bright star in the night sky. Use an app like SkyView Lite® to help identify the stars you see.



**Thursday, December 10**  
Thank a Salvation Army bell ringer or other volunteer for taking their time to help others.



**Saturday, December 12**  
Grab the stocking from your kit; this is a stocking for Jesus. Write notes to Jesus about how you will "Be the Light" in 2021. Store the stocking and notes in it until you pull out your decorations next year. Repeat for 2022.

**Sunday, December 13**  
Light the HOPE and LOVE candles, then light your third candle, the pink JOY candle. Follow the instructions in the JOY section of the Advent wreath lighting guide.



**Monday, December 14**  
Read Matthew 2:1-12. Talk about what it must have been like for the wiseman following the star.


**Tuesday, December 15**  
Go star gazing. Head outside and pretend you are like the wisemen following the bright star in the night sky. Use an app like SkyView Lite® to help identify the stars you see.

**Wednesday, December 16**  
Listen to Christmas music. Have a dance party and sing along. Everyone share what song is their favorite.



**Saturday, December 12**  
Grab the stocking from your kit; this is a stocking for Jesus. Write notes to Jesus about how you will "Be the Light" in 2021. Store the stocking and notes in it until you pull out your decorations next year. Repeat for 2022.


**Thursday, December 17**  
Write a thank you note or send a Christmas card to neighbors who have decorated the outside of their houses for Christmas. Thank them for sharing Christmas joy!




**Friday, December 18**  
Make cupcakes to celebrate Jesus' birthday and give them to friends/neighbors along with the invitation to our online Christmas Eve worship services.



**Saturday, December 19**  
Use the cinnamon spice provided to make simple ornaments and to remember the spices that were given as gifts to baby Jesus by the wisemen.



**Monday, December 21**  
Look at a nativity scene. Talk about who is represented in the scene and ask each family member who they would like to be in the scene and why.




**Tuesday, December 22**  
Look through pictures from past Christmases and share your memories of the people and places.

**Wednesday, December 23**  
Read a favorite Christmas story. Everyone share which story is their favorite and why.




**Thursday, December 24**  
Attend Christmas Eve worship online! Follow the instructions in the Christmas Eve section of the Advent wreath lighting guide. And find ways to make this worship experience extra special!

**Sunday, December 20**  
Light the HOPE, LOVE and JOY candles, then light the final purple PEACE candle. Follow the instructions in the PEACE section of the Advent wreath lighting guide.



**Friday, December 25**  
Focus on celebrating Jesus' birthday! Your Christmas Day page is filled with great ways to celebrate!



We invite you to use this Advent calendar to enhance your family experience this Christmas season. Select the activities that best fit your family and feel free to do them in any order.